



Orion Investor presentation

Updated on 18 July 2018

Disclaimer

This presentation contains forward-looking statements which involve risks and uncertainty factors. These statements are not based on historical facts but relate to the Company's future activities and performance. They include statements about future strategies and anticipated benefits of these strategies.

These statements are subject to risks and uncertainties. Actual results may differ substantially from those stated in any forward-looking statement. This is due to a number of factors, including the possibility that Orion may decide not to implement these strategies and the possibility that the anticipated benefits of implemented strategies are not achieved. Orion assumes no obligation to update or revise any information included in this presentation.

Content



- 1) Orion in brief
- 2) R&D
- 3) Highlights of 1-6/2018
- 4) Outlook and financials
- 5) Business divisions
- 6) Responsibility
- 7) Financial calendar



Orion in brief

Orion today - year 2017 in figures



Net sales 1,034 MEUR
Operating profit 284 MEUR



Personnel 3,182



R&D investments
99 MEUR

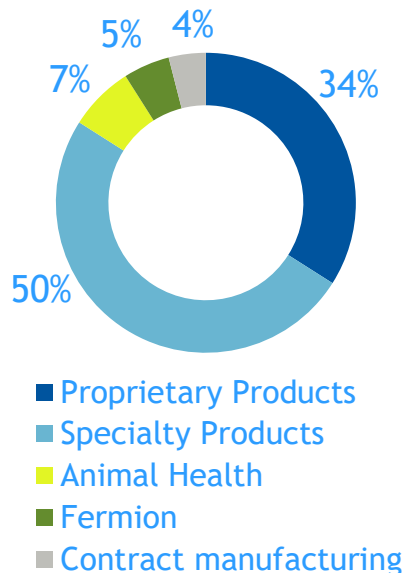


6 production sites in
Finland

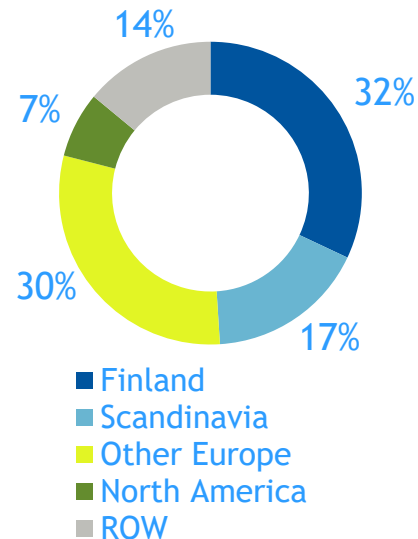


Own sales unit in
26 European countries

Sales by business



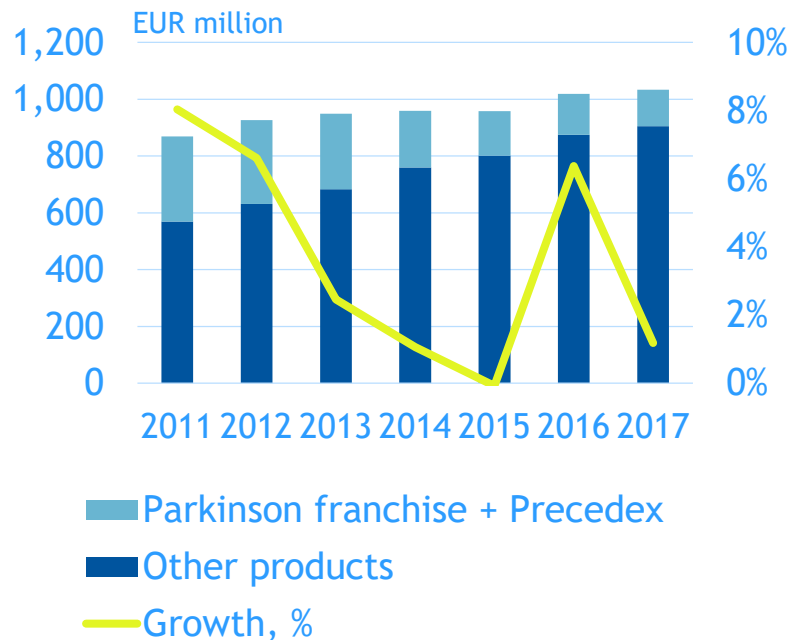
Sales by market area



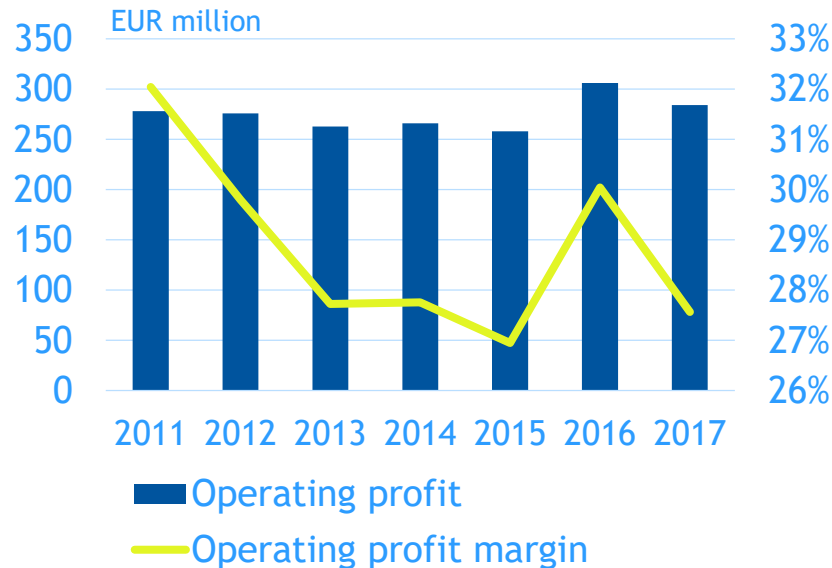
On 21 April 2018, Orion signed an agreement on the sale of all shares in Orion Diagnostica Oy (i.e. the Orion Diagnostica business division). Following the transaction, that was completed on 30 April 2018, Orion Diagnostica business is reported as discontinued operation. All figures in this presentation are for continuing operations, if not otherwise stated.

Steady development despite patent expiries

Net sales



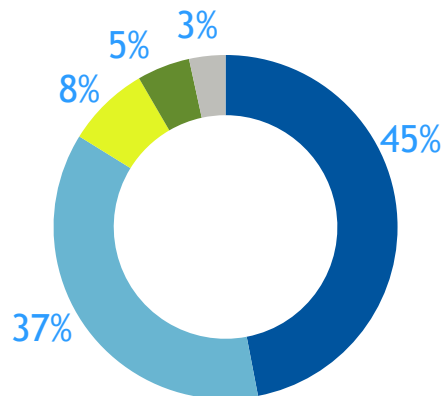
Operating profit



On 21 April 2018, Orion signed an agreement on the sale of all shares in Orion Diagnostica Oy (i.e. the Orion Diagnostica business division). Following the transaction, that was completed on 30 April 2018, Orion Diagnostica business is reported as discontinued operation. All figures in this presentation are for continuing operations, if not otherwise stated.

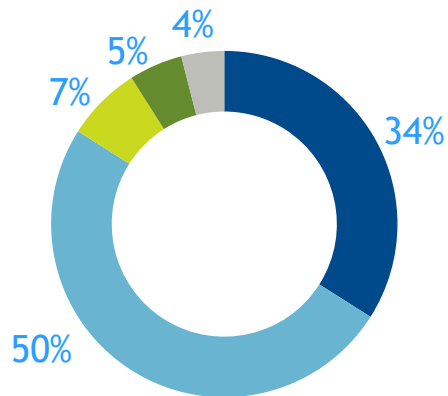
Orion's product mix has changed

Sales by business 2011



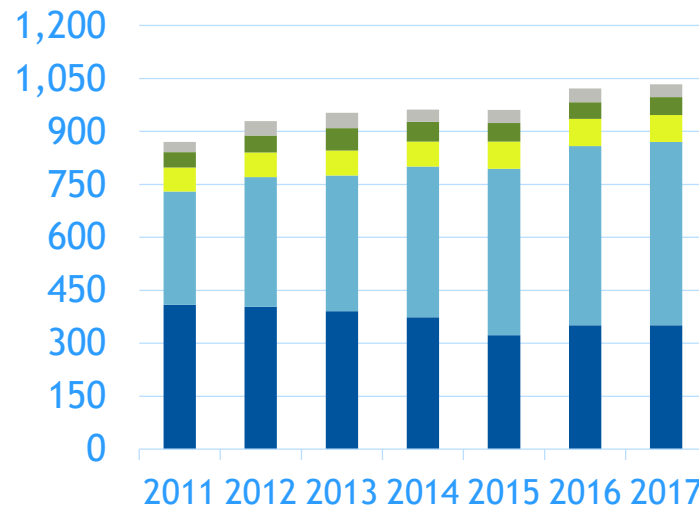
- Proprietary Products
- Animal Health
- Contract manufacturing & other

Sales by business 2017



- Specialty Products
- Fermion

Net sales, EUR million



Our businesses



Proprietary Products

In-house developed drugs and other drugs with valid product protection



Specialty Products

Generic prescription drugs, OTC and non-medicinal products, biosimilars



Animal Health

Medicine and well-being products for animals



Fermion









Active pharmaceutical ingredients (APIs)



Contract Manufacturing

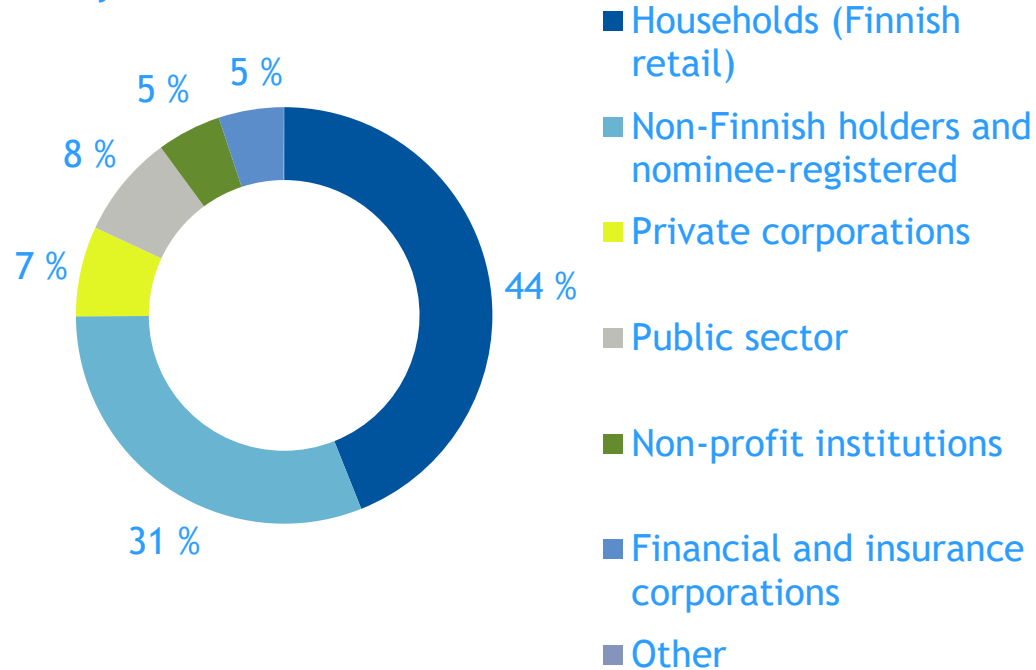
Production for other pharmaceutical companies

Orion's strategy - Mission to build well-being

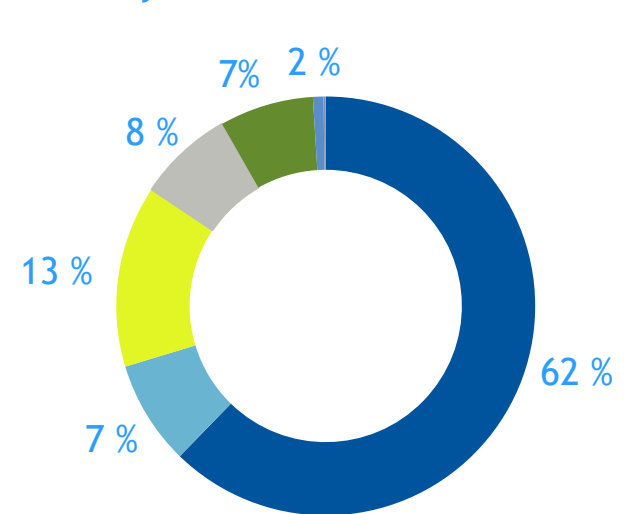
Ageing population	Advancements in science					
Cost burden in healthcare	Launching innovative and cost-effective pharmaceuticals and treatment methods for patients		Working together for our customers		Succeeding together!	
Increased personal responsibility for health	Continuously improving our performance in sustainability	Growing faster than the market		Quality and safety	Productivity and flexibility	
	Strong development of profitability is a target		Partnerships	Competitive product portfolio		Future R&D
 Megatrends	 Strategic targets				 Top Supply Chain	
 Focus areas	 Strategic development projects					

Orion had ~74,000 shareholders on June 30, 2018

By number of shares



By number of votes





Research and development

Focus areas of Orion's R&D

Proprietary Products



- CNS
- Oncology
- Respiratory (Easyhaler® product family)

Animal Health



Orion utilises the R&D of proprietary products to develop new medicines for animals.

Fermion



- APIs to Orion's proprietary products
- Generic APIs
- Contract development for pharmaceutical companies

Together we can achieve more in R&D

Research

Early development

Late stage development

Target identification and validation

8–24 mo.

Hit to Lead generation

12–24 mo.

Lead optimisation

18–36 mo.

Candidate selection, preclinical development
12–24 mo.

Phase I

12–14 mo.

Phase II

12–36 mo.

Phase III

18–48 mo.

Collaboration with partners

Collaboration with partners



AsahiKASEI



Clinical trials are progressing

- **ODM-201/darolutamide for prostate cancer in collaboration with Bayer:**

- ARAMIS progresses on schedule. The Phase III trial to be completed in September.
- Patient recruitment has been finalized for ARASENS trial. The Phase III trial is expected to be completed in 2022.

- **ODM-109/orally administered levosimendan for ALS:**

- First patients recruited for the REFALS trial.
- Orion conducts the Phase III trial on its own.

- **ODM-104 for Parkinson's disease:**




- The primary endpoint of the Phase II trial reached.
- The results are being analysed. Orion is looking for a possible partner.

Orion's key pharmaceutical development projects

Project	Indication	Phase			Registration
Easyhaler® salmeterol-fluticasone	Asthma, COPD	Bioequivalence study			Registration
Easyhaler® tiotropium	COPD	Bioequivalence study			
Darolutamide (ODM-201) ¹⁾	Prostate cancer (nmCRPC)	I	II	III	
Darolutamide (ODM-201) ¹⁾	Prostate cancer (mHSPC)	I	II	III	
ODM-109 (oral levosimendan)	ALS	I	II	III	
ODM-104 (more effective COMT inhibitor)	Parkinson's disease	I	II		
ODM-203 (FGFR+VEGFR inhibitor)	Solid tumours	I	II		
ODM-207 (BET protein inhibitor)	Cancer	I			
ODM-208 (CYP11A1 inhibitor)	Prostate cancer (CRPC)	I			

¹⁾ In collaboration with Bayer

More information on R&D projects:
<https://www.orion.fi/en/rd/orion-rd/pipeline/>

	= Completed
	= Ongoing
	= Status changed

Darolutamide: An androgen receptor targeted therapy for prostate cancer



Darolutamide (ODM-201) is an androgen receptor antagonist that

- Binds to the androgen receptor with high affinity
- Prevents efficiently androgen receptor signaling
- Low blood-brain barrier (BBB) penetration, potentially resulting in less side-effects in central nervous system.

Darolutamide: Two trials in phase III proceeding



Androgen Receptor inhibiting Agent for Metastatic-free Survival

- Patients with **non-metastatic, castration-resistant prostate cancer** at high risk for developing metastatic disease
- Endpoints:
 - Primary: Darolutamide over placebo in metastasis-free survival
 - Secondary: Overall survival, time to first symptomatic skeletal event, time to first initiation of cytotoxic chemotherapy, time to pain progression, and to characterize the safety and tolerability of darolutamide
- Recruitment finalized, the trial proceeding as planned with estimated completion in September 2018.

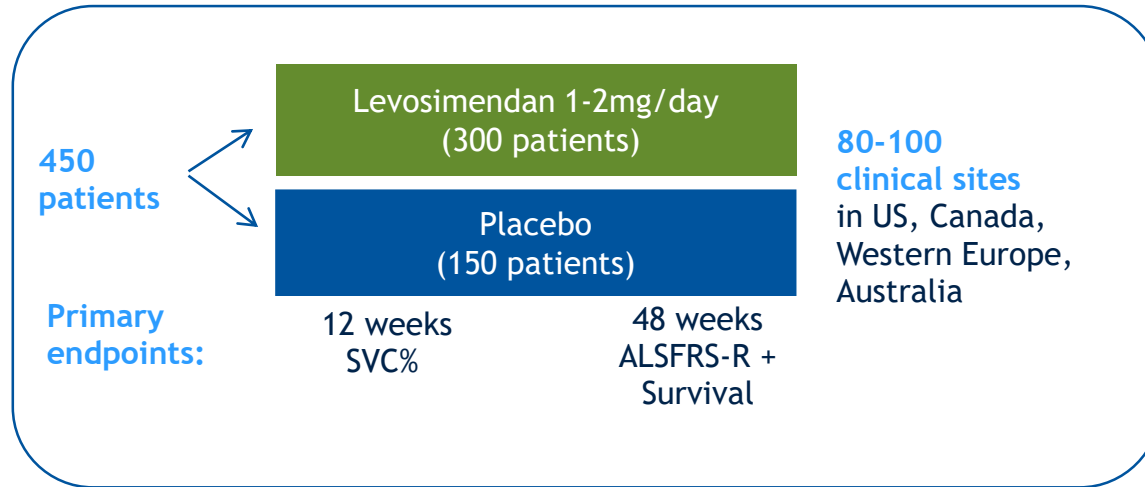


- Patients with **metastatic, hormone-sensitive prostate cancer**
- Treatment: Darolutamide with androgen deprivation therapy (hormonal therapy) and six cycles of docetaxel (chemotherapy)
- Endpoints:
 - Primary: Darolutamide over placebo in overall survival
 - Secondary: Time to castration resistance, time to antineoplastic therapy, time to first symptomatic skeletal event, time to initiation of opioids, time to pain progression, and to characterize the safety and tolerability of darolutamide
- Recruitment finalized, estimated completion of the trial in 2022.

ODM-109: Oral levosimendan for ALS

- First patients recruited in July for the Phase III clinical trial (REFALS).
- By enhancing respiratory muscle function in ALS patients, orally administered levosimendan can help maintain breathing capacity and benefit overall functioning of ALS patients.
- Orion is investing approximately EUR 60 million over three years in the trial.
- The aim is to apply for marketing authorisation in the US and Europe.
- Levosimendan has been granted an Orphan Drug Designation in the US and in the EU.
- It is a molecule originally developed by Orion for the treatment of acute decompensated heart failure. Simdax has been in the market for this indication since 2000.

ODM-109: REFALS phase III trial



Costs of the trial:
~ EUR 60 million
approximately over three years

= **SVC% (slow vital capacity)** - measure of breathing capacity compared to normal subjects

= **ALSFRS-R (ALS functional rating scale)** - overall assessment of ALS symptoms

More information about the study: www.clinicaltrials.gov, Identifier: NCT03505021

ALS (Amyotrophic lateral sclerosis) as a rare disease

1-2/
100,000

Incidence

~16,800

Patients
in the US in 2017

~12,500

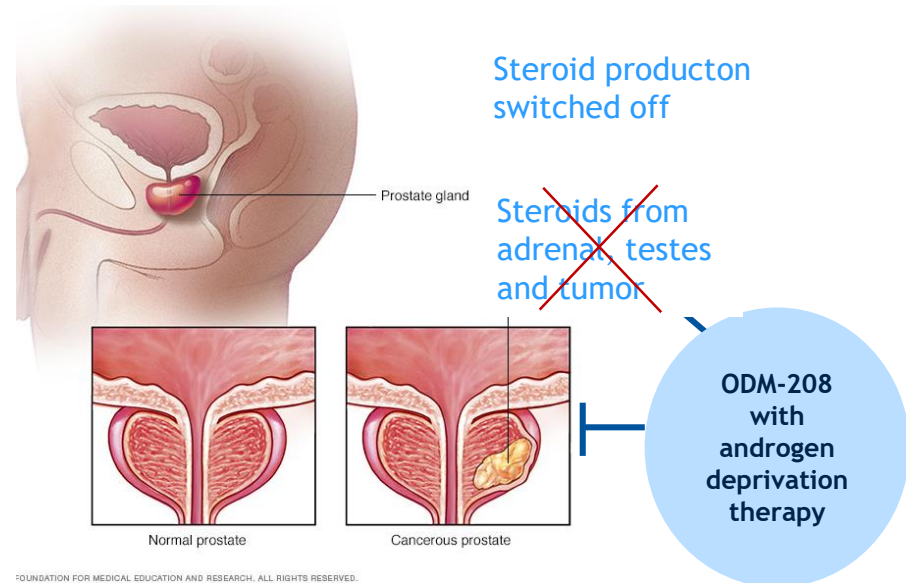
Patients
in Europe

~450-500

Patients
in Finland

ODM-208: Pan-steroid hormone synthesis inhibitor (CYP11A1 inhibitor) for castration-resistant prostate cancer

- Steroid hormones stimulate the growth of hormonally regulated cancers, such as most prostate and breast cancers.
- Hormonal treatments are highly effective, but drug resistance will often eventually emerge and cancer will start growing again.
- Preclinical studies have shown that ODM-208 inhibits the synthesis of steroid hormones. It has potential efficacy also for those cancers that have become resistant to the standard hormonal treatments.
- The steroid hormones that are needed and do not promote cancer growth are replaced with additional medication.





Orion highlights 1-6/2018

Continuing to build the future

1 Profitability was good, profit margin for continuing operations exceeded financial target. Strong cash flow. Net sales and operating profit for continuing operations fell behind from the exceptionally strong comparison period.

2 Clinical trials are proceeding. Three Phase III clinical trials are ongoing, the first estimated to be completed in September.



3 Sales of Proprietary Products were at level with comparative period. Challenging operating environment, tougher price competition and lower sales of biosimilars resulted in decrease in Specialty Products' sales.

4 The outlook remains unchanged. The sale of Orion Diagnostica was closed on 30 April 2018.

Key figures 1–6/2018 (continuing operations)

Net sales

493

MEUR (526)
-6%

Operating profit

140

MEUR (159)
-12%

Operating profit
margin

28%

(30%)

Cash flow per share
before financial
items**

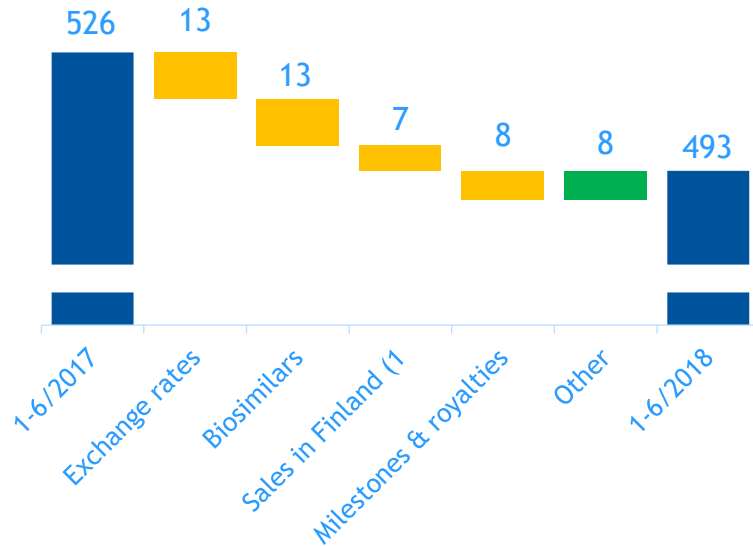
1.75

EUR (0.40)
+334%

**) Cash flow per share before financial items for continuing and discontinued operations.

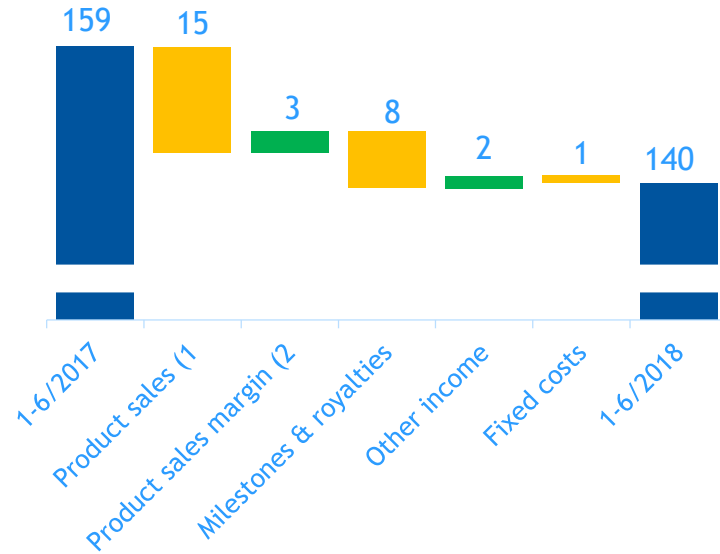
Development of net sales and operating profit (continuing operations)

Net sales, EUR million



(1) Excluding sales of biosimilars

Operating profit, EUR million
(excl. the sale of Orion Diagnostica)



(1) Product sales without change in margins

(2) Change in margins of product sales (1) & (2) Exchange rates generated about EUR 9 million of the overall EUR 12 million decline in product sales gross profit

The profit impact of the sale of Orion Diagnostica closed on 30 April 2018

Capital gain

+128 MEUR

Pension gain

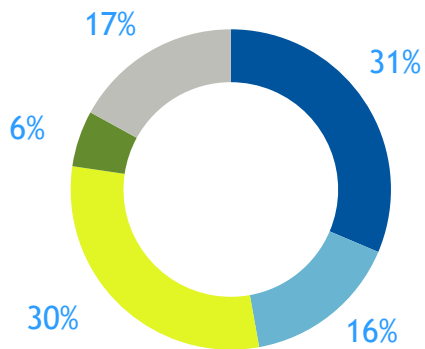
+5 MEUR

Administrative costs
of the transaction

-1 MEUR

Geographical breakdown and development of net sales

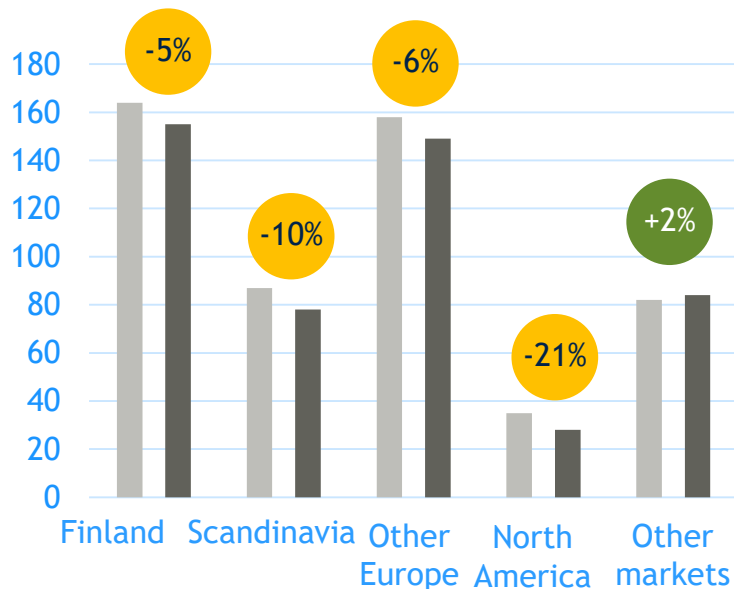
1-6/2018



- Finland
- Scandinavia
- Other Europe
- North America
- Other markets

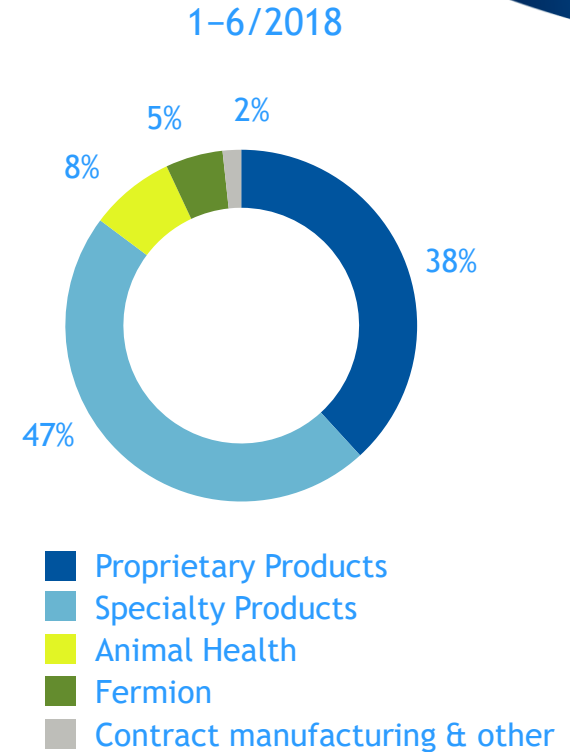
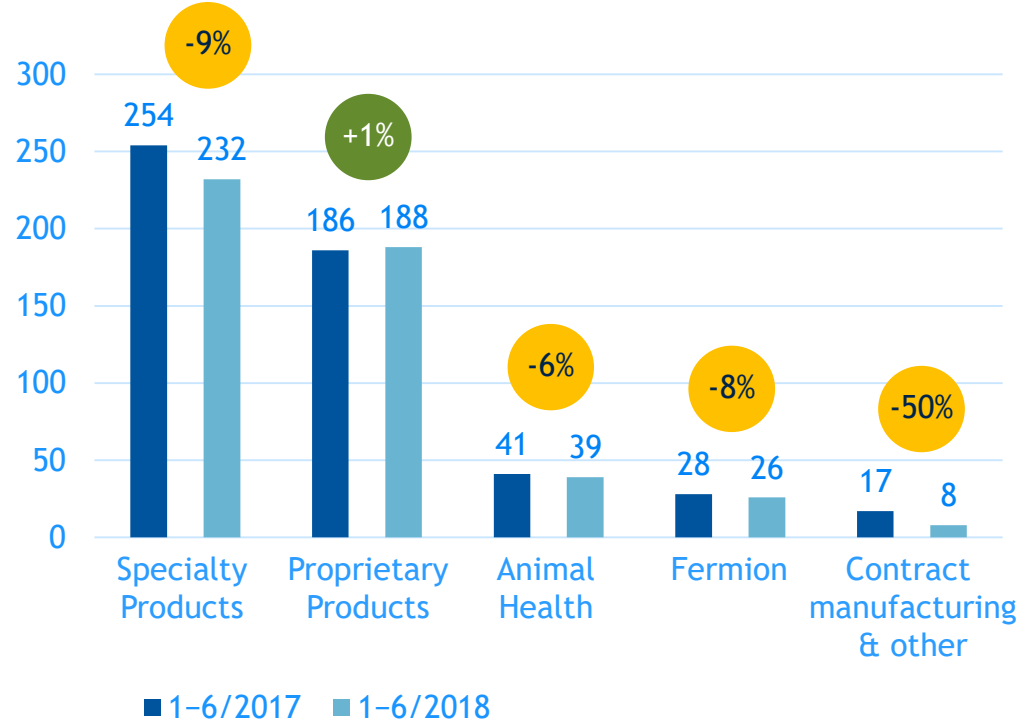
■ 1-6/2017 ■ 1-6/2018

EUR million
















Net sales by business division

EUR million



Best-selling pharmaceuticals 1–6/2018

		Indication	Net sales (EUR million)	Change vs 1–6/2017
1.	 <i>Stalevo</i> <i>Comtess</i> <i>COMTan</i>	Parkinson's disease	60	+ 4%
2.		Asthma, COPD	44	+18%
3.		Intensive care sedative	34	+1%
4.		Acute heart failure	29	-1%
5.	Biosimilars  <i>Remsima</i> infliximab  <i>Ritemvia</i> Rituximab	Rheumatoid arthritis, inflammatory bowel diseases, lymphoma	15	-47%
6.	 <i>DEXDOMITOR</i>  <i>DOMITOR</i>  <i>DOMOSEDAN</i>  <i>ANTISEDAN</i>	Animal sedatives	14	-17%
7.	 <i>Precedex</i> (dexmedetomidine HCl Injection)	Intensive care sedative	11	-15%
8		Inflammatory pain	11	-3%
9.	Divina series 	Menopausal symptoms	9	+7%
10.	Marevan	Anticoagulant	8	-13%

 = Products of Proprietary Products business division



Proprietary Products

Proprietary Products

Easyhaler

- Continued growth driven by the budesonide-formoterol Easyhaler.
- Preparing for the launch of the salmeterol-fluticasone Easyhaler.

Dexdor

- Sales continued to grow in most of the countries, despite generic competition expanding in Europe.



Simdax

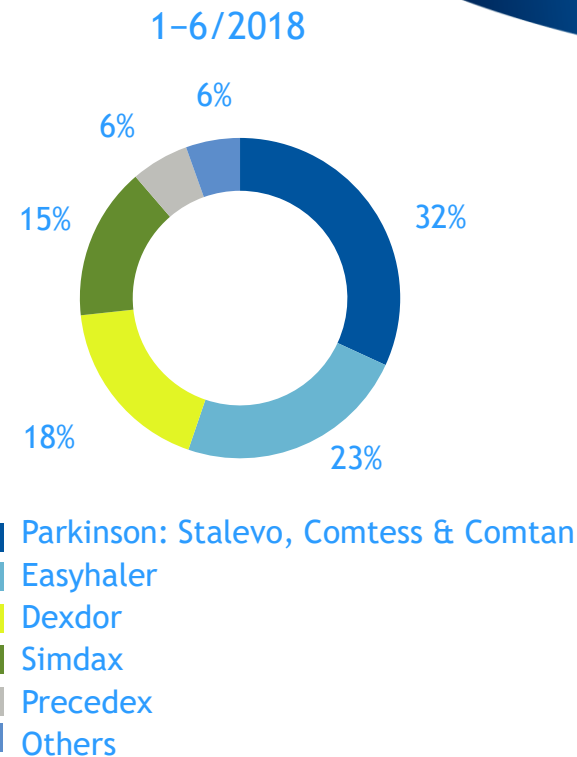
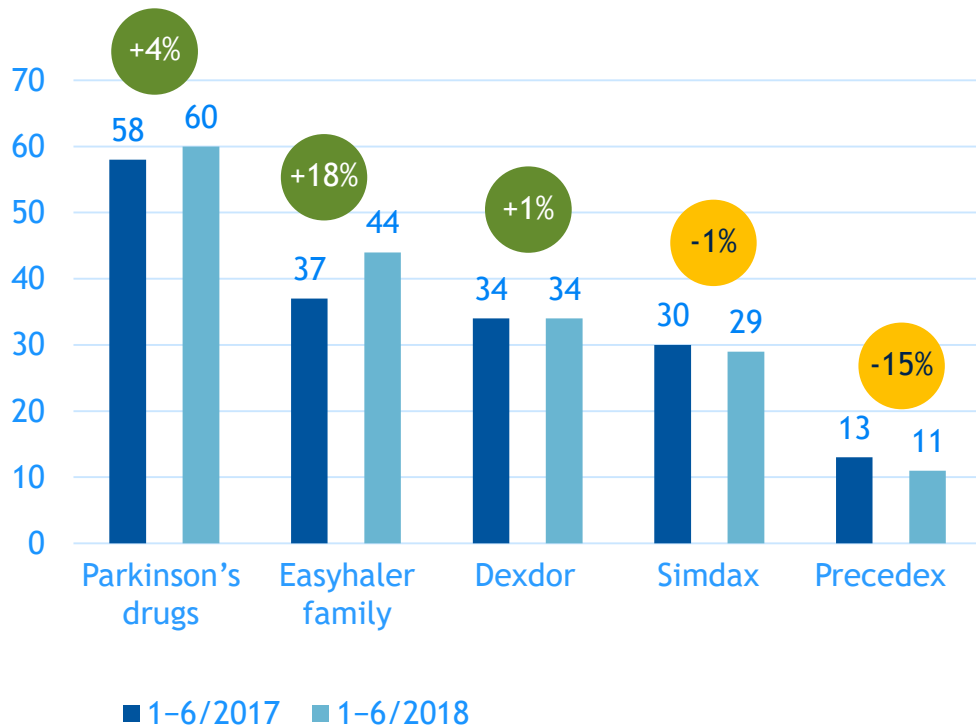
- Sales revived after the Q1 downswing to the level with comparison period.

Parkinson's drugs

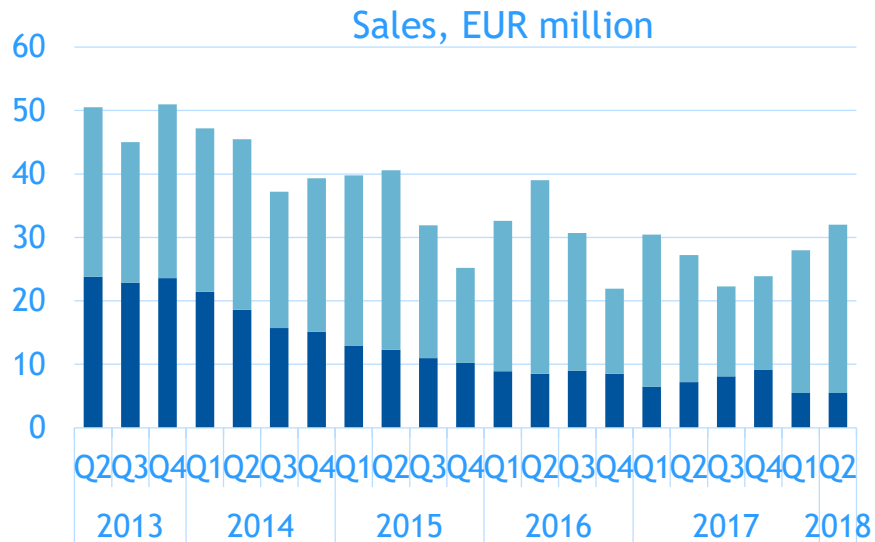
- Sales increased due to timing of deliveries. In the long term, sales are expected to continue to decrease.

Sales of Proprietary Products at comparison period's level

EUR million



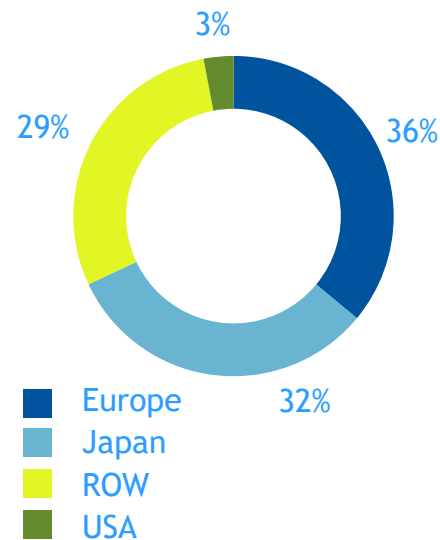
Increase in sales of Parkinson's drugs was due to timing of deliveries



■ Deliveries of Parkinson's drugs (Stalevo, Comtess/Comtan) to key partners

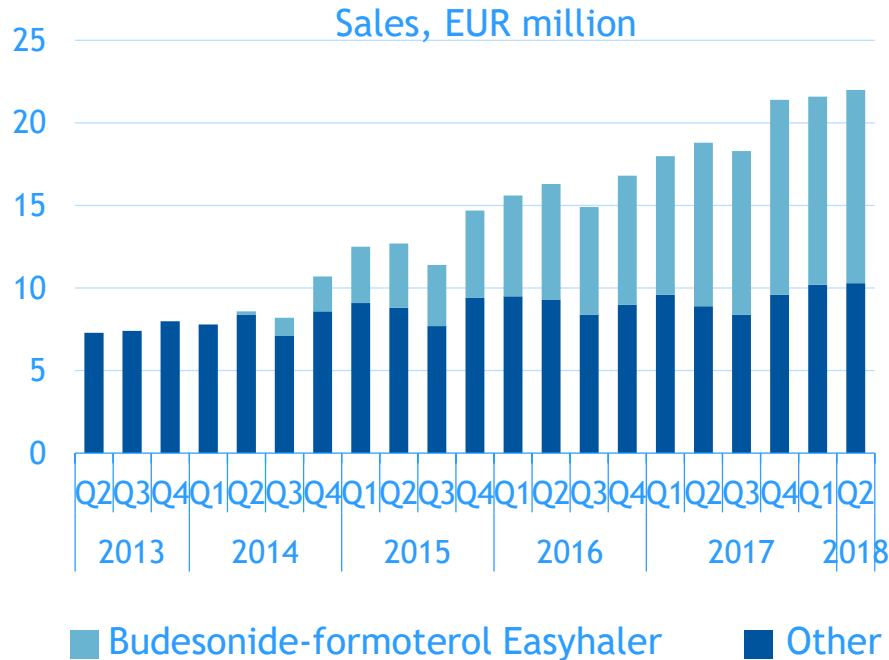
■ Orion's own sales

Sales of Orion's branded Parkinson's drugs by market area (MAT3/2018)



Source: IQVIA

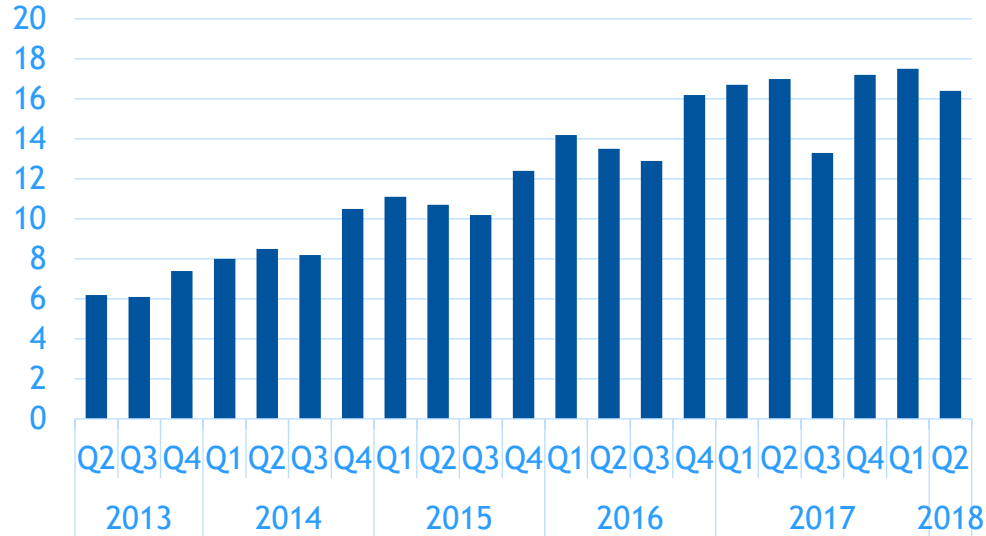
Easyhaler product family is growing



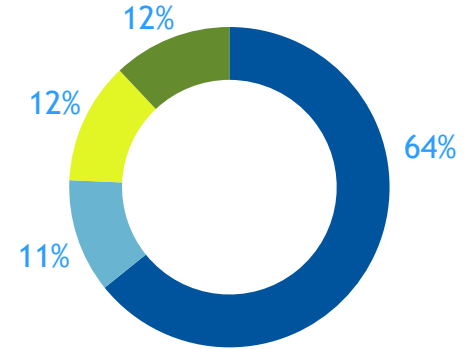
- The product family sales grew by 18%, driven by budesonide-formoterol Easyhaler, which grew by 26%.
- **Budesonide-formoterol Easyhaler** is sold in all key European markets.
 - Orion's market share of the product varies: in Sweden 38%, in Germany 6%.
- In March, Orion received positive conclusions for the **salmeterol-fluticasone Easyhaler** under the decentralised EU marketing authorisation procedure. National approval procedures started in 23 countries. The first national marketing authorisations have now been granted. Launch preparations are underway.
- Development of the seventh product, **tiotropium**, is ongoing.

Sales of Dexdor intensive care sedative continued to grow in most European markets

Sales, EUR million



Total value of the European sedatives market: EUR 548 million (+3%)



- Propofol EUR 352 million (+1%)
- Midazolam EUR 63 million (-6%)
- Dexmedetomidine EUR 67 million (+26%)
- Remifentanyl EUR 66 million (+4%)

Source: IQVIA, MAT3/2018



Specialty Products



Specialty Products

- Sales grew in Eastern Europe and Russia.

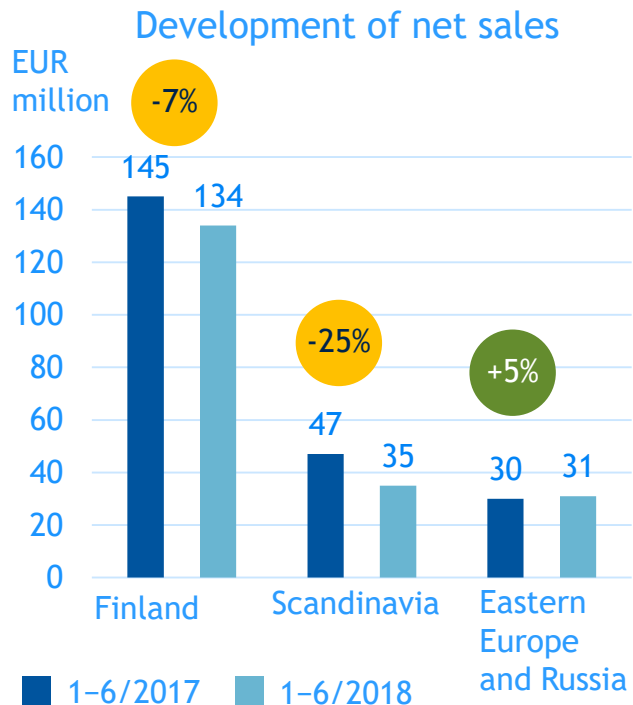
- In Finland, sales declined due to tightening price competition.
- In Scandinavia, sales decline was mainly due to the lower sales of the biosimilar Remsima.



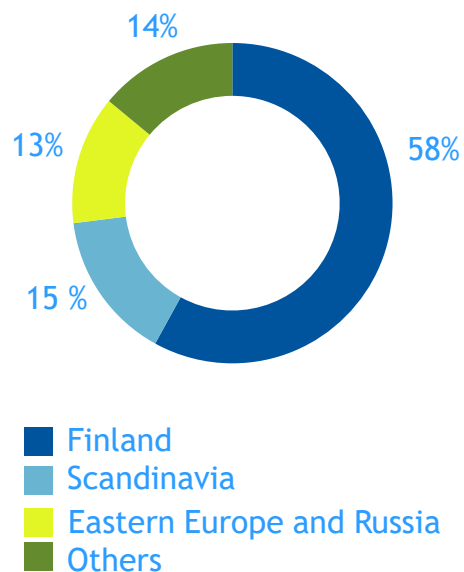
- Sales of biosimilars decreased due to the situation of tendering competitions, tightening competition and declined price level.

- Biosilar offering to expand with a third product (Celltrion's trastuzumab).

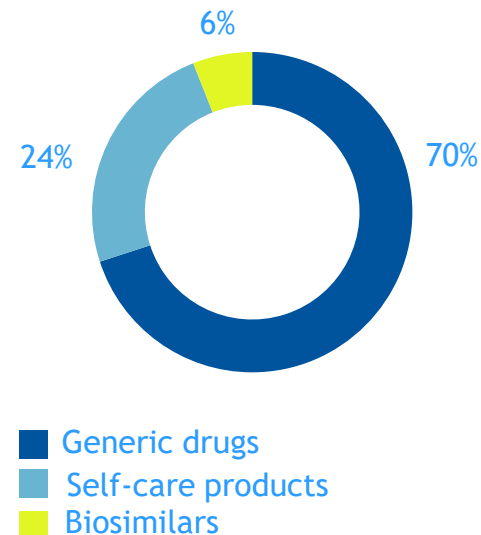
Specialty Products: challenging operating environment and tightening price competition showed as a decrease in sales



Net sales by market area 1-6/2018



Net sales by product 1-6/2018



Orion's sales declined in Finland due to changing operating environment

Human pharmaceuticals sales in Finland in 1-6/2018

Total sales of medicinal and non-medicinal products in Finland

1,329

EUR million
(1,215)



Orion's sales

155

EUR million
(169)

Market development

+9%

Orion's development

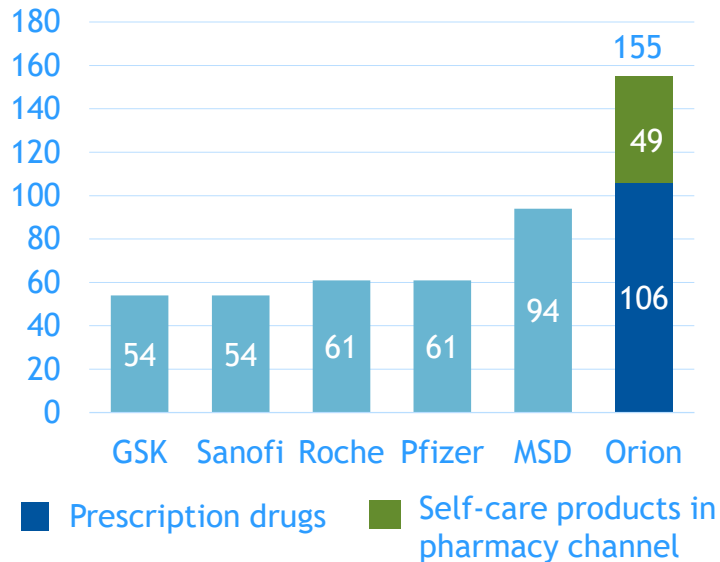
-8%

Tightening price competition reduced Orion's net sales in 2017 by EUR 15 million. The effect is expected to be as large in 2018.

Orion remains strong in home market Finland

Human pharmaceuticals market in Finland
1-6/2018 (medicinal and non-medicinal
products)

EUR million



Human
pharmaceuticals
in total

Orion's market
share

12%
(14%)

Self-care
products in
pharmacy
channel

Orion's market
share

23%
(24%)

Prescription
drugs

Orion's market
share

9%
(12%)

Reference priced
prescription
drugs

Orion's market
share

26%
(27%)

Fermion's new production plant operational in Hanko

- nearly 100% of production is exported

HANKO 2018

**EUR >30
million**

Expansion
investment
2016–2018

**6,000
m²**

Production facility
and equipment
for the production
of APIs

**200->
300 t**

Enables
capacity
increase

~20

Number of APIs
manufactured
at Hanko

- Special expertise in demanding production of active pharmaceutical ingredients (APIs), e.g. extremely potent substances.
- The aim is to captively manufacture the APIs for Orion's in-house developed proprietary drugs, such as darolutamide.
- Modernised, advanced technology at Hanko strengthens Fermion's global competitive position, meets increasingly strict regulatory requirements and provides the means to meet growing demand.
- The Hanko facility manufactures azathioprine and entacapone, among others, in which Fermion is the leading manufacturer globally.



Outlook

Outlook for 2018

Net sales

Due to generic and price competition Orion estimates that in 2018 the net sales excluding Orion Diagnostica will be **at the same level or slightly lower** than in 2017 (net sales were EUR 1,034 million excluding Orion Diagnostica in 2017).

Operating profit

Orion continues persistent actions to generate growth. Due to the estimated sales development and these actions the operating profit excluding Orion Diagnostica and material capital gains is **estimated to be lower** than in 2017 (operating profit excluding Orion Diagnostica and capital gains was EUR 284 million in 2017).

As estimated earlier, Orion has recognised a EUR 128 million capital gain in other operating income from the sale of Orion Diagnostica. Due to the uncertainty relating to the variable component included in the transaction, the capital gain does not include any part of the variable component.



Financials

Orion's financial objectives



Growing net sales more rapidly than growth of the pharmaceuticals market. Achievement of this objective requires continuous investment in development of the product portfolio.



Maintaining profitability at a good level. The aim is operating profit that exceeds 25% of net sales.



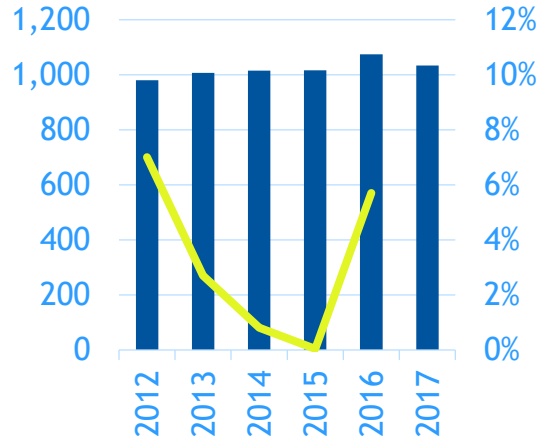
Keeping the equity ratio at least 50%.



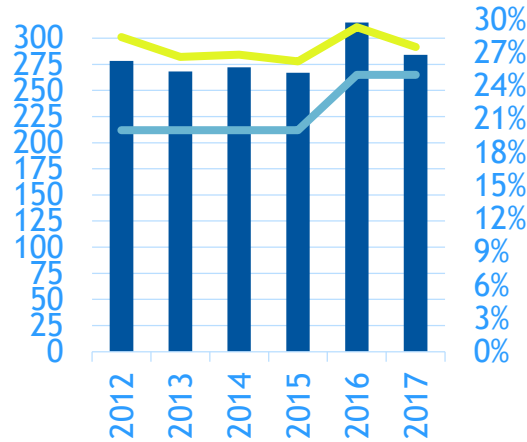
Distributing an annual dividend that in the next few years will be at least EUR 1.30 per share, and increasing the dividend in the long term.

Financial objectives

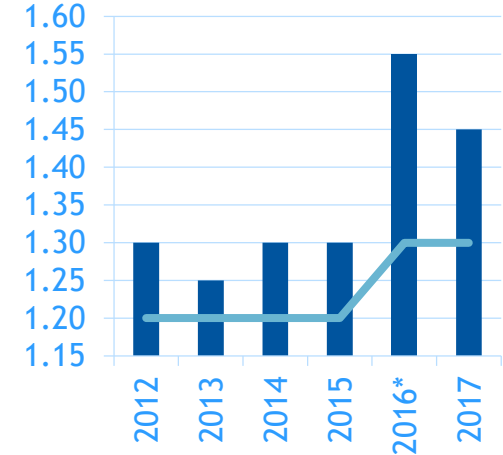
Net sales



Operating profit



Dividend



■ Net sales, EUR million
 — Growth, %


■ Operating profit, EUR million
 — Operating profit margin
 — Operating profit target >25%

■ Dividend per share, EUR
 — Dividend target
 *) 2016: includes extra dividend EUR 0.20

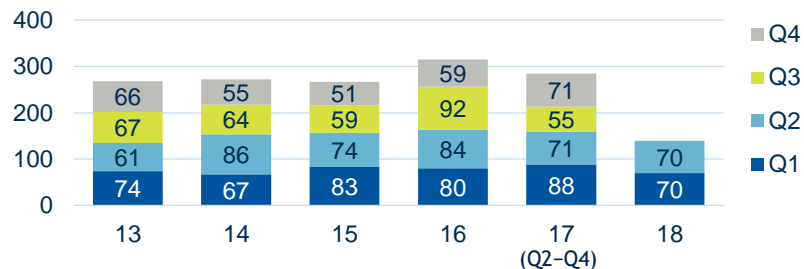
On 21 April 2018, Orion signed an agreement on the sale of all shares in Orion Diagnostica Oy (i.e. the Orion Diagnostica business division). Following the transaction, that was completed on 30 April 2018, Orion Diagnostica business is reported as discontinued operation. All figures in this presentation are for continuing operations, if not otherwise stated.

Key figures by quarter

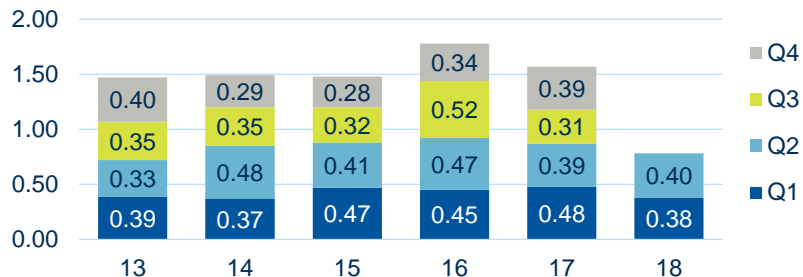
Net sales, EUR million



Operating profit, EUR million



Basic earnings per share, EUR



Cash flow per share before financial items*, EUR



On 21 April 2018, Orion signed an agreement on the sale of all shares in Orion Diagnostica Oy (i.e. the Orion Diagnostica business division). Following the transaction, that was completed on 30 April 2018, Orion Diagnostica business is reported as discontinued operation. All figures in this presentation are for continuing operations, if not otherwise stated.

Key figures

Orion's key figures	2013	2014	2015	2016	ADJ. 2017	H1/2018	Change vs. H1/2017
Net sales, EUR million	1,006.9	1,015.3	1,015.6	1,073.5	1,033.6	493.3	-6.2%
Operating profit, EUR million	267.7	272.4	266.6	314.6	284.1	139.5	-12.1%
Profit before taxes, EUR million	264.0	267.8	262.3	310.9	277,7	137.3	-11.2%
R&D expenses, EUR million	101.9	106.2	108.1	118.2	99.1	51.7	+4.9%
Equity ratio, %	53.6%	52.3%	57.4%	60.8%	64.6%	67.1%	
Gearing, %	8.4%	-4.7%	-9.6%	-12.4%	-1.9%	-7.7%	
ROCE (before taxes), %	38.5%	36.6%	35.7%	40.9%	36.2%	65.4%	
Return on equity, %	40.3%	41.1%	37.5%	40.3%	34.2%	70.3%	
Basic earnings per share, EUR	1.46	1.50	1.48	1.77	1.61	1.73	+91.4%
Cash flow per share before financial items, EUR	1.02	1.72	1.51	1.62	1.09	1.75	+334.3%
Dividend per share, EUR	1.25	1.30	1.30	1.55*	1.45		

*) 2016: dividend includes extra dividend of EUR 0.20

On 21 April 2018, Orion signed an agreement on the sale of all shares in Orion Diagnostica Oy (i.e. the Orion Diagnostica business division). Following the transaction, that was completed on 30 April 2018, Orion Diagnostica business is reported as discontinued operation. All figures in this presentation are for continuing operations, if not otherwise stated.

Income statement

Formation of profits, EUR million	2013	2014	2015	2016	ADJ. 2017	H1/2018	Change vs. H1/2017
Net sales	1,006.9	1,015.3	1,015.6	1,073.5	1,033.6	493.3	-6.2%
Cost of goods sold	-393.5	-401.7	-405.8	-421.7	-417.6	-187.5	-6.5%
Gross profit	613.4	613.6	609.8	651.8	616.0	305.8	-6.1%
Other operating income and expenses	5.6	1.7	1.5	24.3	4.9	3.7	+112.6%
Sales and marketing expenses	-204.9	-193.4	-190.4	-194.7	-188.9	-96.5	+0.8%
R&D expenses	-101.9	-106.2	-108.1	-118.2	-99.1	-51.7	+4.9%
Administrative expenses	-44.5	-43.3	-46.2	-48.7	-48.8	-21.8	-7.6%
Operating profit	267.7	272.4	266.6	314.6	284.1	139.5	-12.1%
Profit before taxes	264.0	267.8	262.3	310.9	277.7	137.3	-11.2%
Profit for the period for continuing operations					219.1	109.3	-10.4%
Profit for the period for discontinued operations					6.9	133.4	
Profit for the period	206.2	211.3	208.2	249.0	226.0	242.8	+91.6%

On 21 April 2018, Orion signed an agreement on the sale of all shares in Orion Diagnostica Oy (i.e. the Orion Diagnostica business division). Following the transaction, that was completed on 30 April 2018, Orion Diagnostica business is reported as discontinued operation. All figures in this presentation are for continuing operations, if not otherwise stated.

Financial position

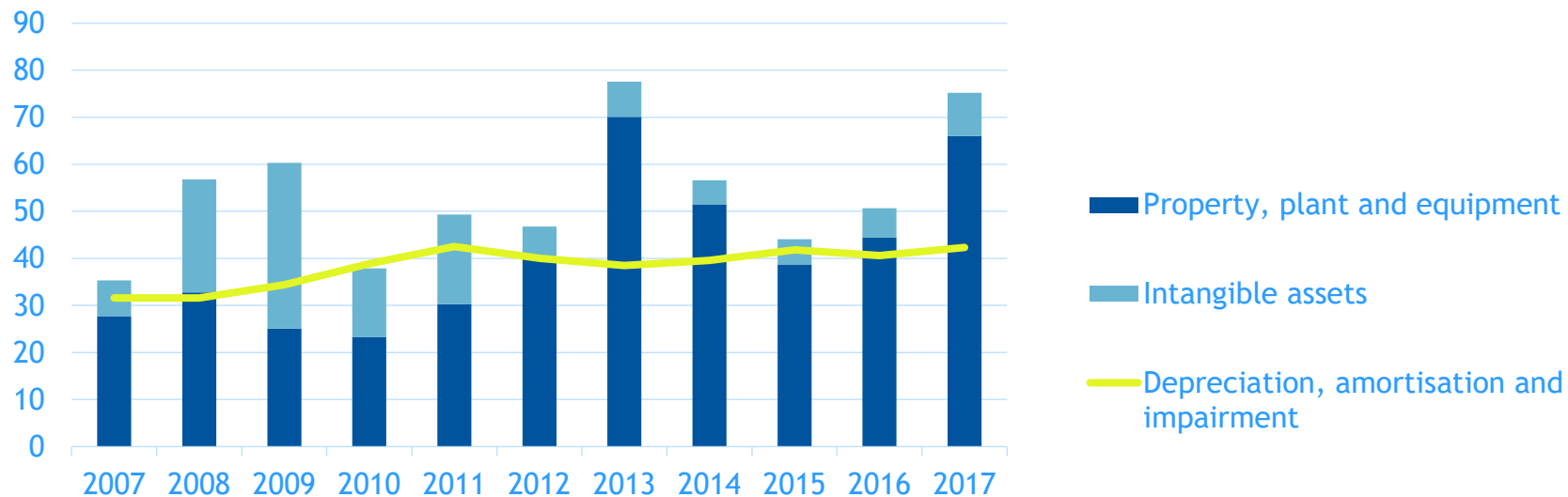
EUR million	6/ 2018	6/ 2017	Change %
Non-current assets total	417.2	385.3	+8.3%
Inventories	225.8	238.4	-5.3%
Trade receivables	184.0	208.1	-11.1%
Other receivables	40.6	48.0	-15.5%
Cash & cash equivalents & money market investments	205.3	67.7	+203.3%
Current assets total	655.7	562.2	+16.6%
Assets total	1,072.9	947.5	+13.2%

EUR million	6/ 2018	6/ 2017	Change %
Equity total	702.4	550.3	+27.6%
Interest-bearing non-current liabilities	0.5	150.3	-99.6%
Non-current liabilities total	63.4	190.7	-66.7%
Current liabilities total	307.1	206.5	+48.7%
Liabilities total	370.5	397.2	-6.7%
Equity and liabilities total	1,072.9	947.5	+13.2%

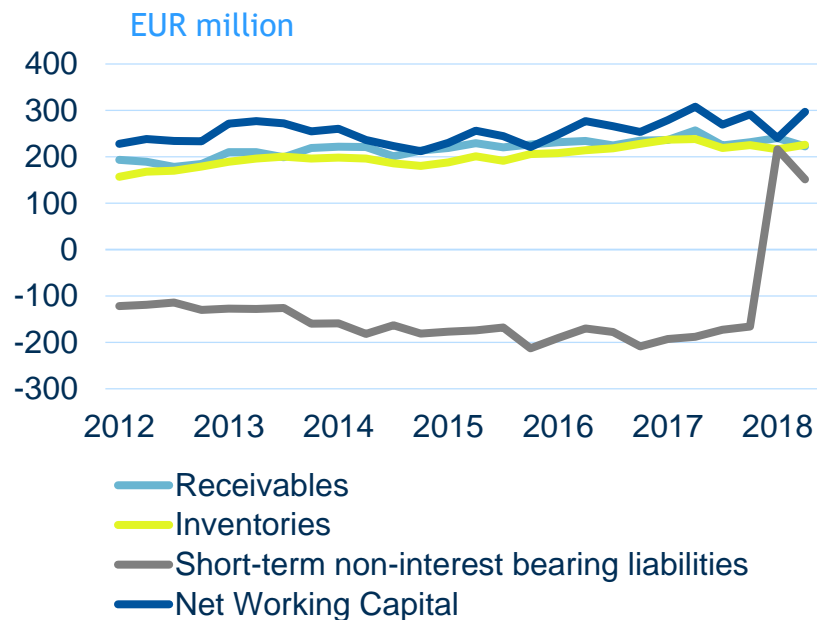
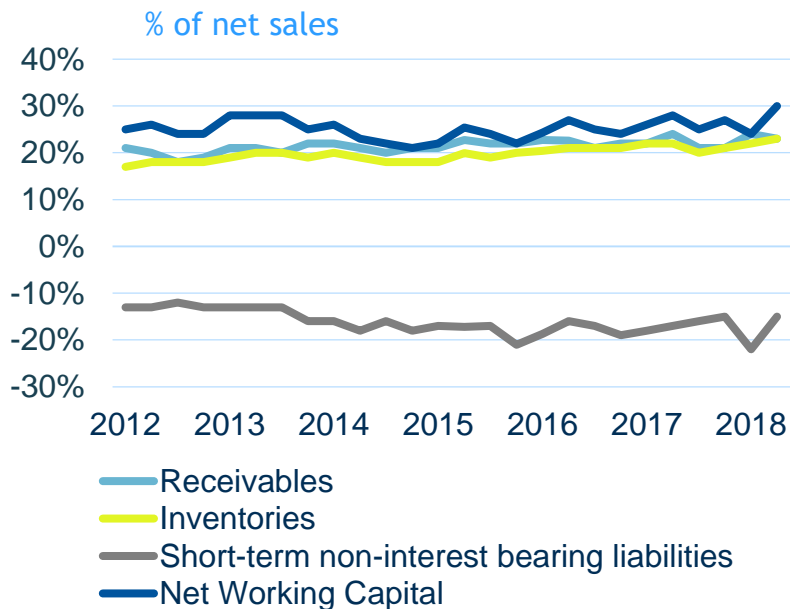
On 21 April 2018, Orion signed an agreement on the sale of all shares in Orion Diagnostica Oy (i.e. the Orion Diagnostica business division). Following the transaction, that was completed on 30 April 2018, Orion Diagnostica business is reported as discontinued operation. All figures in this presentation are for continuing operations, if not otherwise stated.

Development of capital expenditure

Orion Capex, EUR million



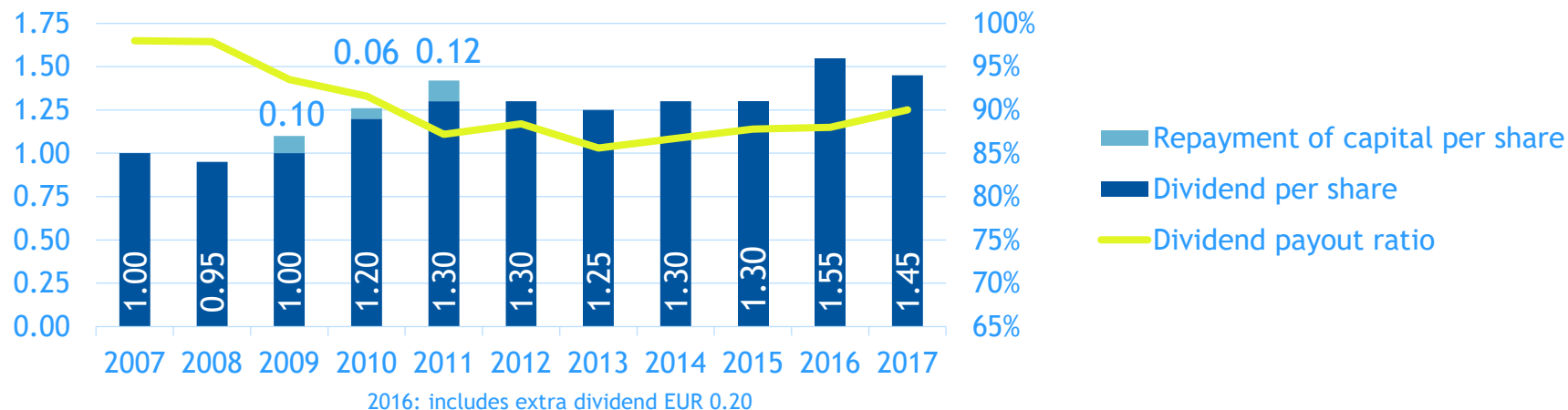
Development of net working capital



Dividend distribution policy

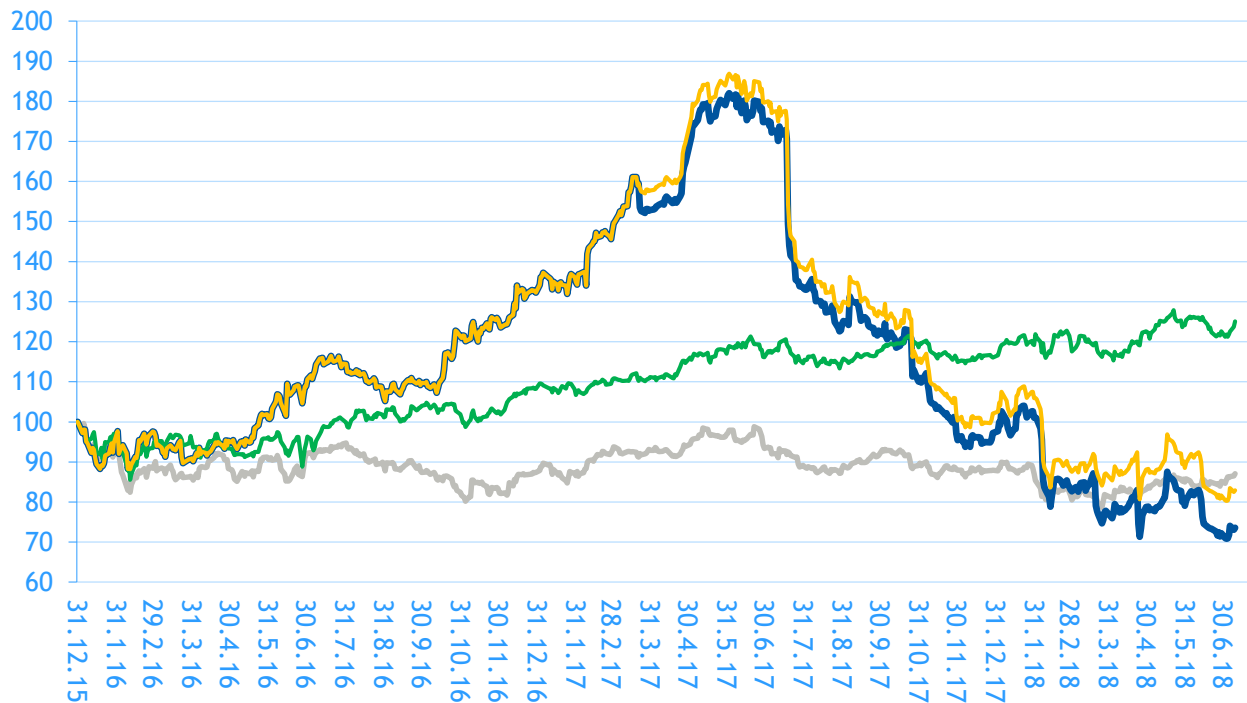
- Orion's dividend distribution takes into account distributable funds and capital expenditure and other financial requirements in medium and long term to achieve the financial objectives.

EUR Dividend distribution history



Orion B share performance January 2016 - June 2018

Index 31.12.2015=100



Orion B 73.57

Orion B total return 82.95

Europe/Pharmaceutical 87.06

OMXH 125.08



Business units

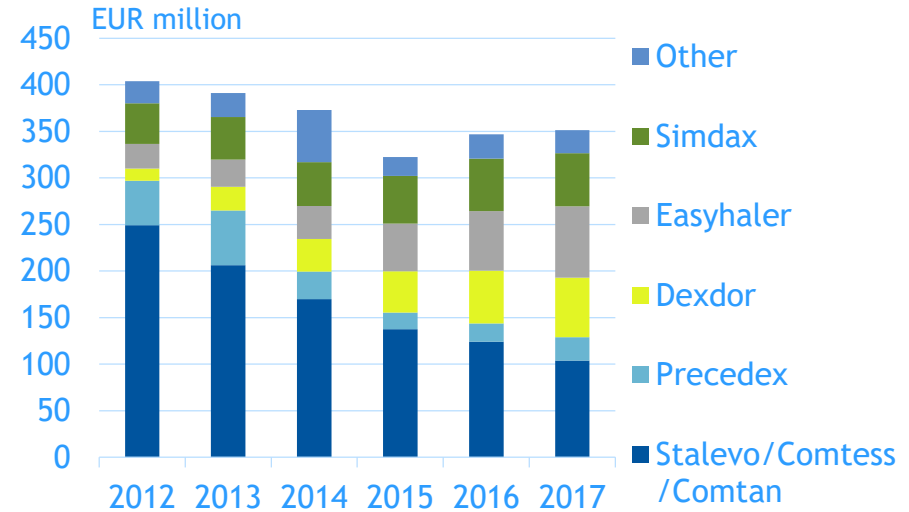
Proprietary Products

- Mainly Orion in-house developed prescription drugs with valid product protection
- Global sales and R&D partner networks









Key drivers for business

- ▲ Easyhaler, Simdax
- ▲ Possible milestones from development pipeline projects
- ▲ New products from R&D pipeline
- ▼ Generic competition

Net sales

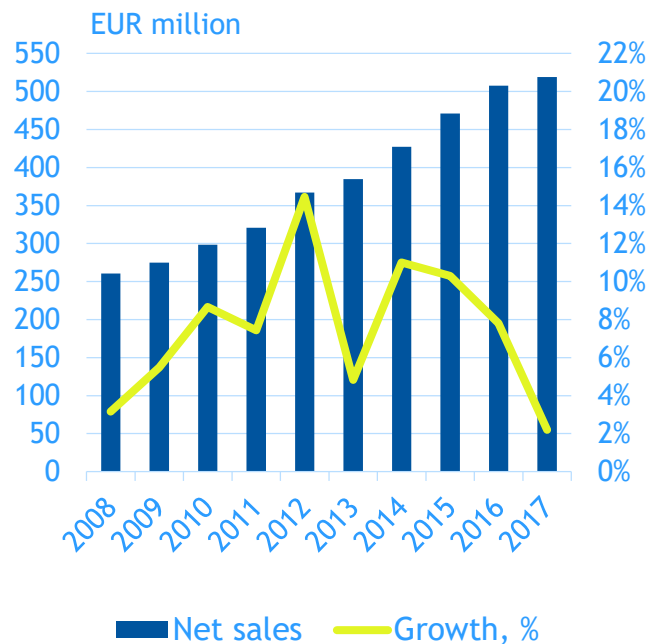


Proprietary human pharmaceuticals developed by Orion

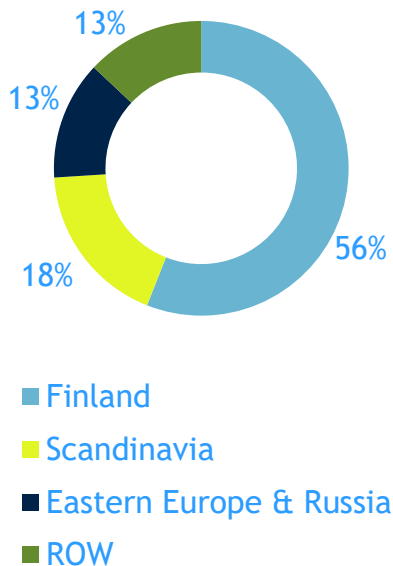
Product	Indication	Year	 Easyhaler®	Year	Indication
	Sedative for ICU use	2011	Budesonide- formoterol Easyhaler®	2014	
	Parkinson's disease	2003	Formoterol Easyhaler®	2004	
	Acute decompensated heart failure	2000	Budesonid Easyhaler®	2002	Asthma and COPD
	Sedative for ICU use	1999	Beclomet Easyhaler®	1994	
 	Parkinson's disease	1998	Buventol Easyhaler®	1993	
	Breast cancer	1988			

Steady sales growth for Specialty Products


Orion Specialty Products = Gx + OTC including also non-medicinal products



Sales split 2017



Net sales in key markets in 2017, EUR million



Specialty Products

– Portfolio of hundreds of different product



Generic prescription drugs

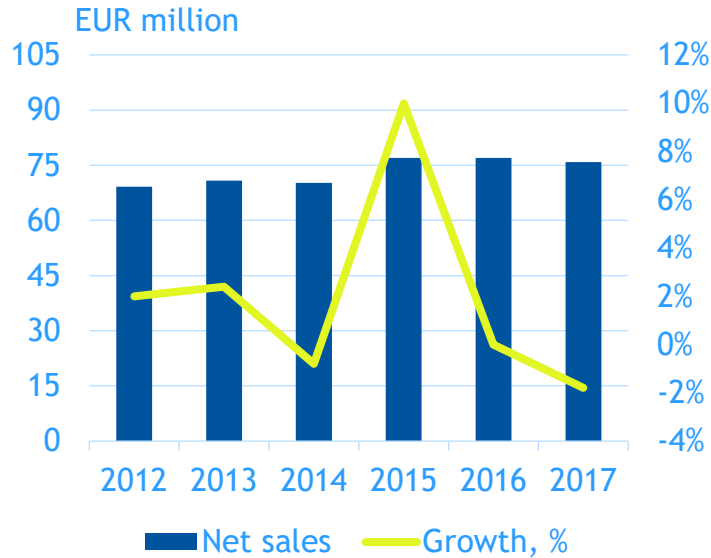


OTC and self-care



Biosimilars

Animal Health

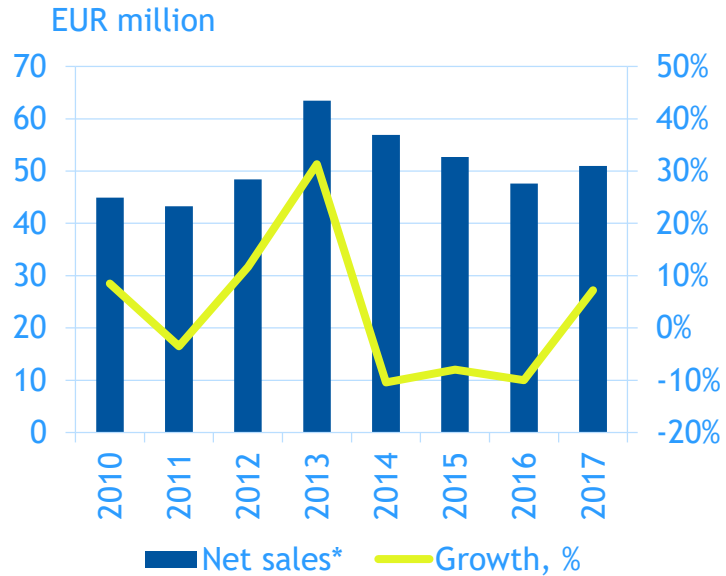


In-house developed proprietary products



- Medicinal and non-medicinal products for companion animals and livestock
- In-house developed proprietary products sold globally both through own sales network and through partners
- In-licensed products sold in own sales areas
- New product to be launched: Clevor ropinirole eye drop

Fermion has an important strategic role



*) Excluding supply to Orion



APIs for Orion's proprietary products



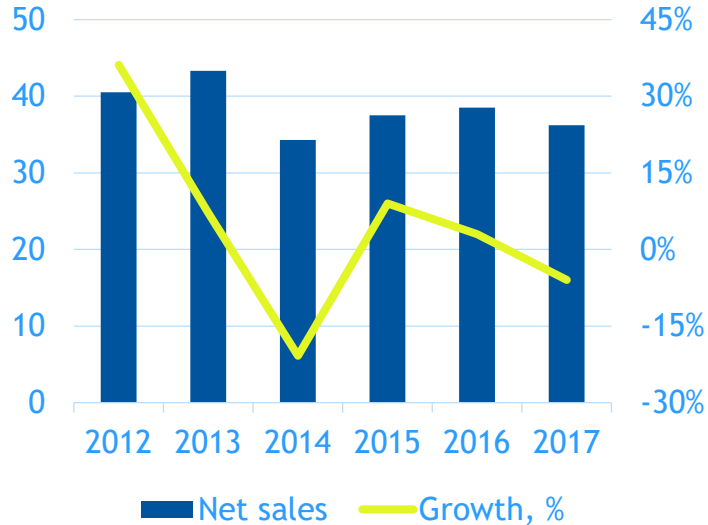
Generic APIs for Orion and other pharmaceutical companies



Contract development and manufacturing

Contract manufacturing & other

EUR million



Pharmaceutical manufacturing for other companies



Orion has special capacity e.g. in hormonal products



Responsibility

Patient safety, ethical operations and responsible supply chain are the cornerstones of Orion's corporate responsibility

In 2017:

- 31% of the energy savings target set for 2025 was achieved.
- New water collection systems were introduced in production to minimise pharmaceutical residue emissions.
- We worked to improve occupational safety and safety culture.
- Openness: Orion disclosed its financial collaboration with healthcare professionals.
 - In Finland, 90% (83%) gave their consent to publishing their speaker fees

Read more in
the Sustainability Report 2017:
www.orion.fi/en/Orion-group/Sustainability

Energy savings	Drug recalls	Audits undertaken by Orion	Injury rate, LTI 1
3,725	7	314	6.3
MWh (2,068) +80%	(9) -22%	(269) + 17%	(4.4) + 43%



PSCI

PHARMACEUTICAL SUPPLY CHAIN INITIATIVE



FTSE4Good





Orion calendar

2018

Interim Report 1–9/2018 24.10.2018

2019

Financial Statements Release 2018 6.2.2019
Annual General Meeting 26.3.2019
Interim Report 1–3/2019 25.4.2019
Half-Year Financial Report 1–6/2019 17.7.2019
Interim Report 1–9/2019 23.10.2019



Investor Relations

Jari Karlson
CFO

jari.karlson@orion.fi
+358 10 426 2883

Lilli Riikonen
Communications Manager
lilli.riikonen@orion.fi
+358 10 426 2319

Heidi Ahti
Executive Assistant
(Investor meeting requests)
heidi.ahti@orion.fi
+358 10 426 2169

www.orion.fi/EN/Investors
twitter.com/OrionCorplR